

Confidence in Canadian Elections



Late March 2023



Introduction



- › The results presented in this report focus primarily on Canadian elections and voting.
- › They are based on an omnibus which ran from March 24 to 31 and gathered responses from 1,584 Canadian adults.
- › As Modalis is 100% recruited using RDD probability-based sampling, a margin of error can be calculated – plus or minus 2.5% at a 95% confidence interval.
- › The data have been weighted by age, gender, and region using population data from the 2021 Statistics Canada Census.

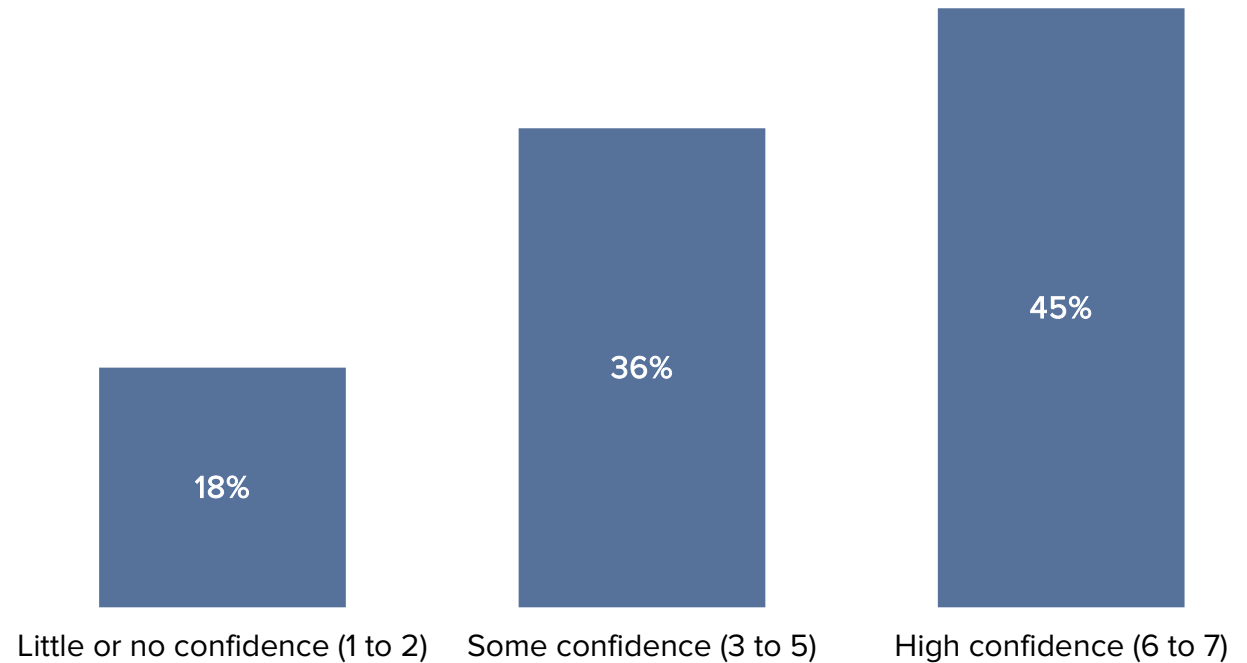
Confidence in Fair Elections

A plurality of Canadians are highly confident that elections are fair at 45%.

- › The most confident with just over half their populations are Quebec and the Maritimes
- › The lowest confidence rating was in the Prairies with only a third confident



How confident are you that elections in Canada are fair? By fair we mean they represent the will of the people who vote.



Canadian adults (n=1,584)

© Modus Research 2

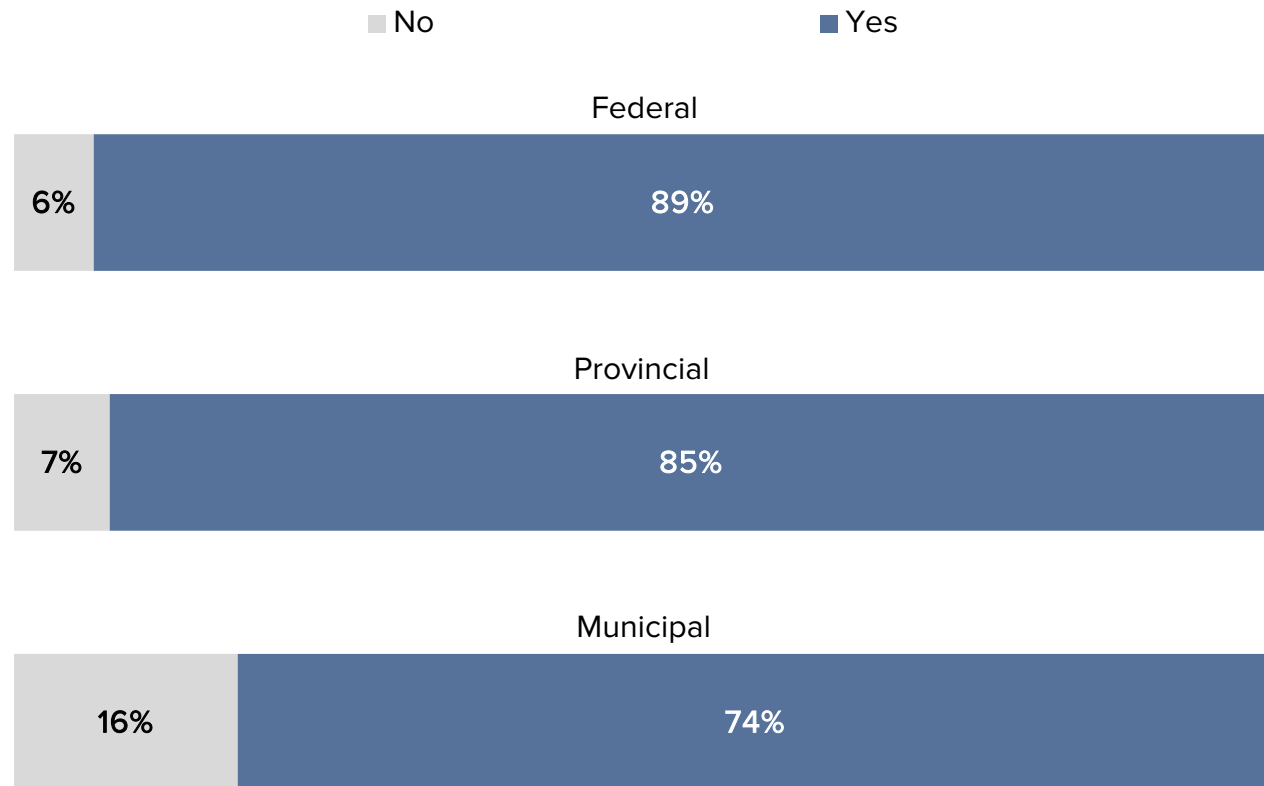
Voting Notifications Received

Most Canadians said they did get a vote location notification in the mail at better than 80%.

- › There was a tiny drop off for receiving Municipal versus Provincial and Federal notifications.



For these most recent elections, did you receive a notification in the mail addressed to you that identified the voting location that you were to use?



Factors Discouraging Voting

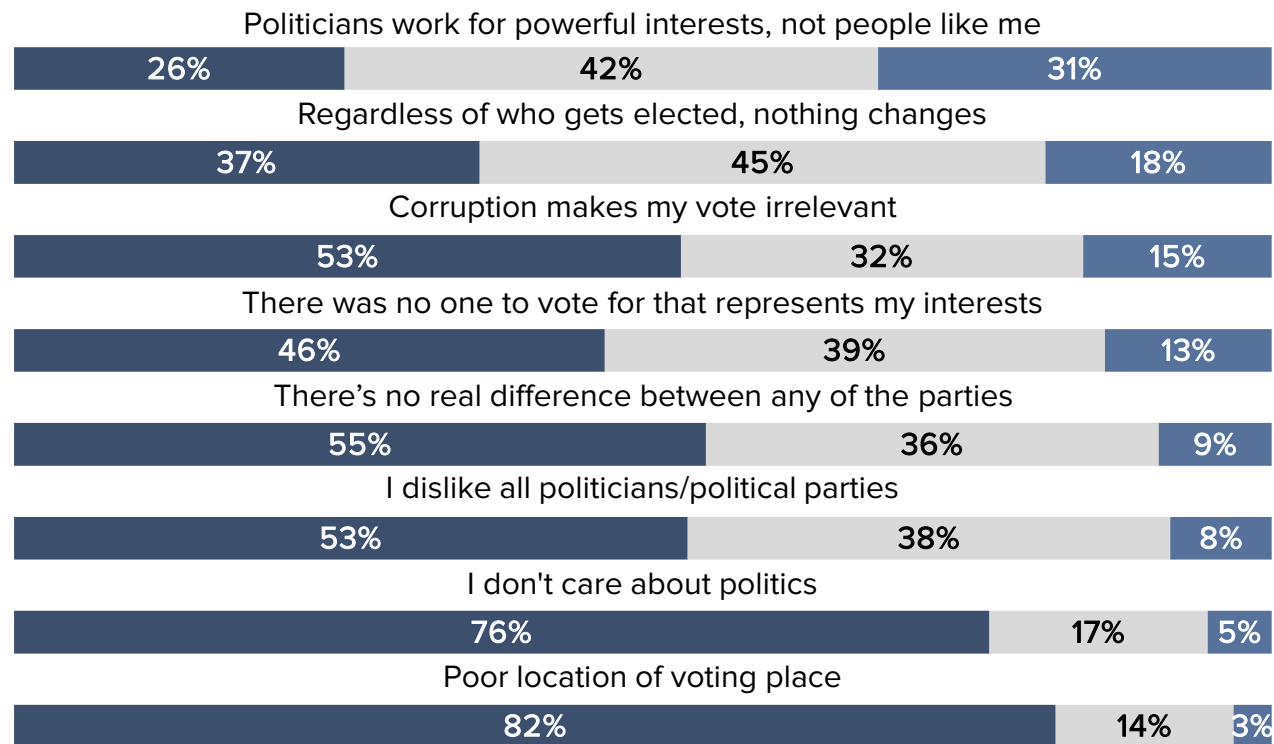
The chief discouragement to voting was “politicians work for powerful interests, not people like me.” About three in ten Canadians felt that way.

- › Slightly less discouraging were “regardless of who gets elected, nothing changes” with almost two in ten feeling that way,”



To what extent do each of the following discourage you from voting, if at all?

■ Little or No Extent (1 to 2) ■ Moderate Extent (3 to 5) ■ High Extent (6 to 7)



Canadian adults who voted (n=1,006)

© Modus Research 4

Parties Canadians Have Voted for in Provincial and/or Federal Elections

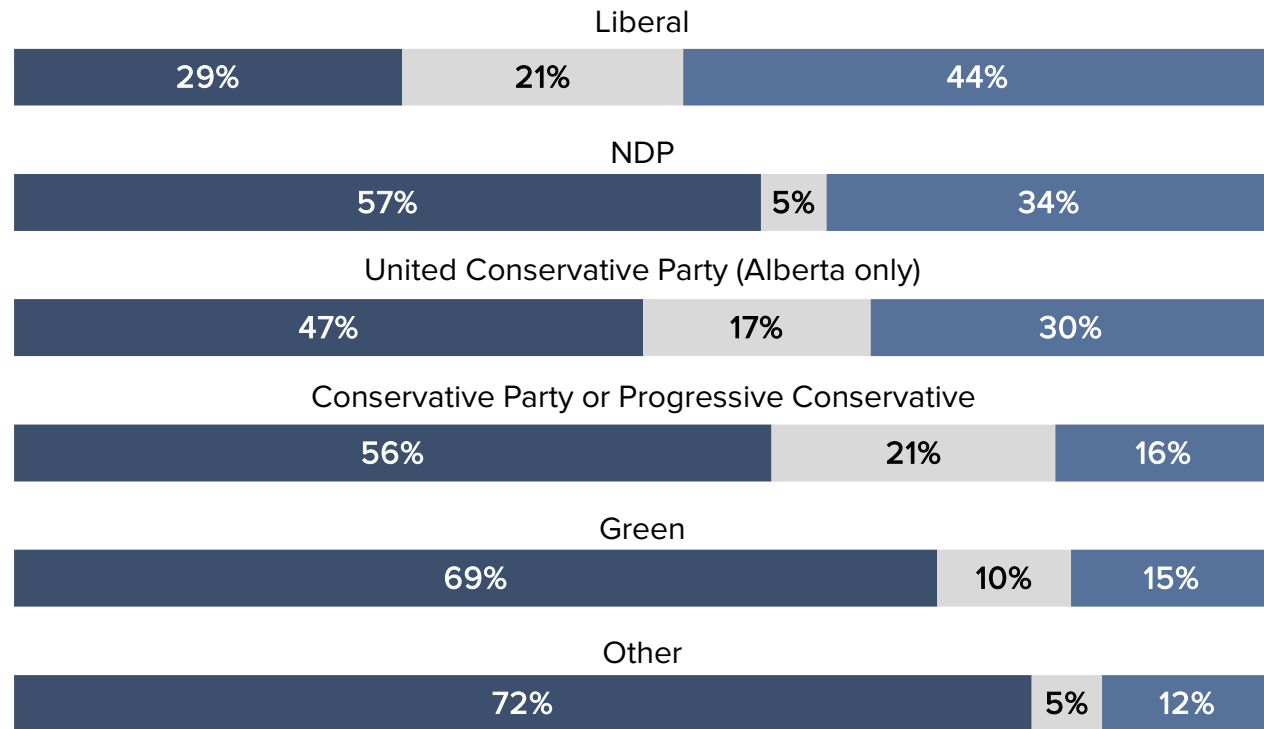
We asked Canadians what parties they have ever voted for either within the past 5 years or more than 5 years ago.

- › The Liberals were most voted for in the past 5 years at 44% - with only 29% saying they have never voted Liberal.
- › The NDP were second at 37% but almost the same percentage (38%) said they have never voted for them.



Whether in a provincial or federal election, have you ever voted for any of the following political parties?

■ No, never ■ Yes, but more than 5 years ago ■ Yes, within the past 5 years²



Canadian adults (n=1,584)

© Modus Research 5

What Entities are Influencing Canadian Elections?

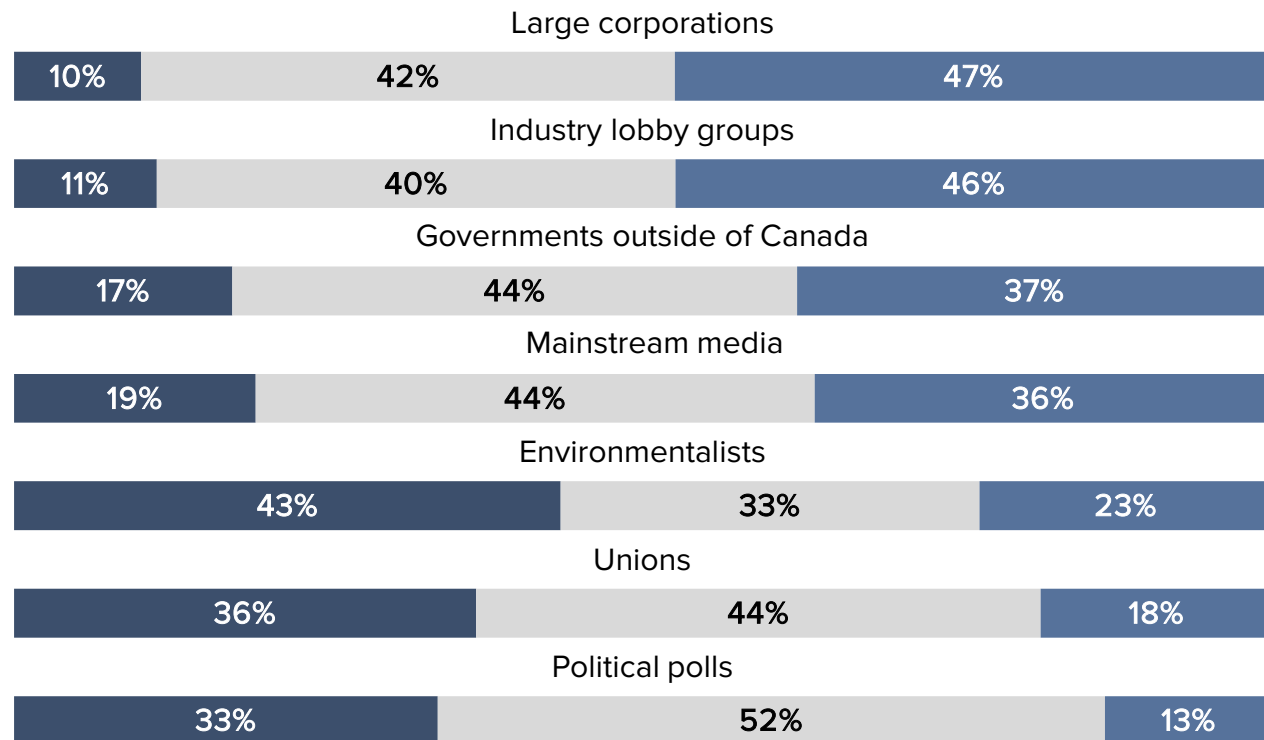
Large corporations and industry lobby groups prompted the highest concern about what entities are influencing Canadian elections (47% and 46% respectively).

- › There was lesser concern about the influence of governments outside of Canada and mainstream media (37% and 36% respectively).
- › All other groups were much less concerning.



How concerned are you about the following having influence over elections in Canada?

■ Not Concerned (1 to 2) ■ Moderately Concerned (3 to 5) ■ Very Concerned (6 to 7)



Canadian adults (n=1,584)

© Modus Research 6

Concern over Countries Influencing Canadian Elections

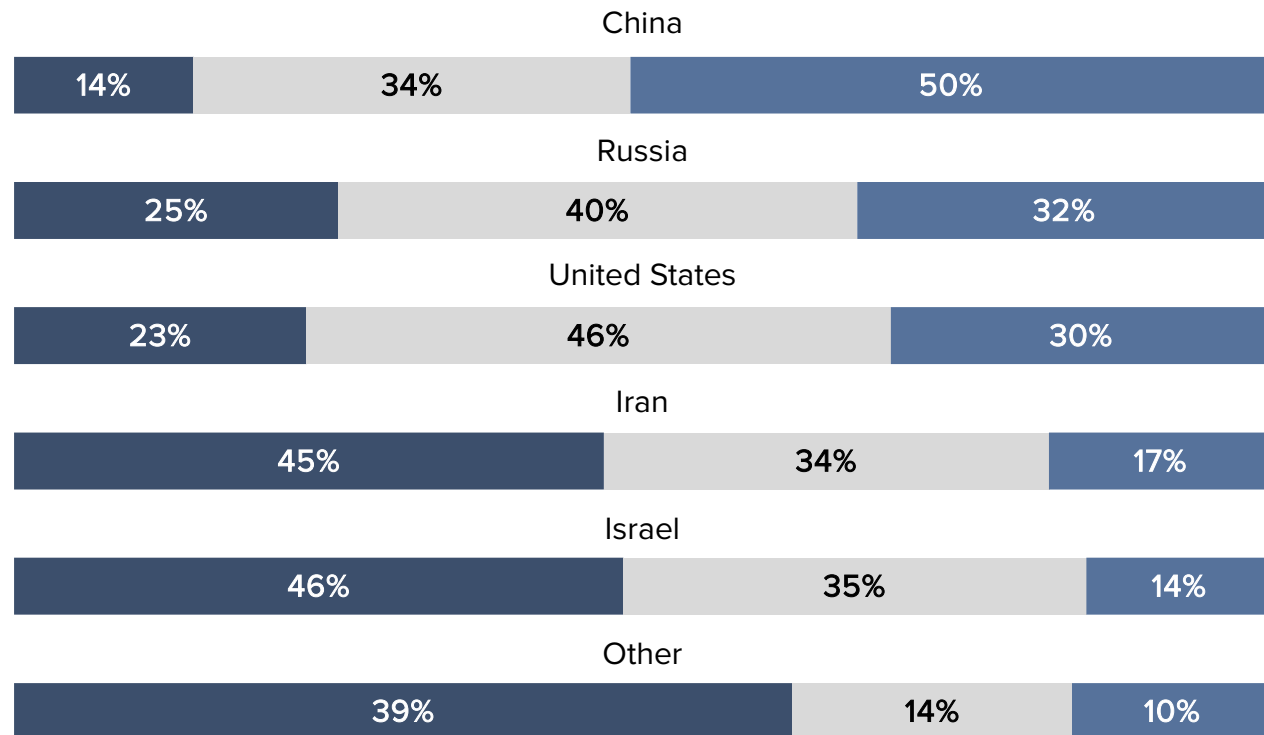
China draws the most concern with five in ten Canadians highly concerned over the Chinese government's influence on Canadian elections.

- › There is also concern over Russia and the United States but only three in ten express this.
- › No other nations come close to these numbers.



How concerned are you about governments from the following countries having influence over elections in Canada?

■ Not Concerned (1 to 2) ■ Moderately Concerned (3 to 5) ■ Very Concerned (6 to 7)



Canadian adults (n=1,584)

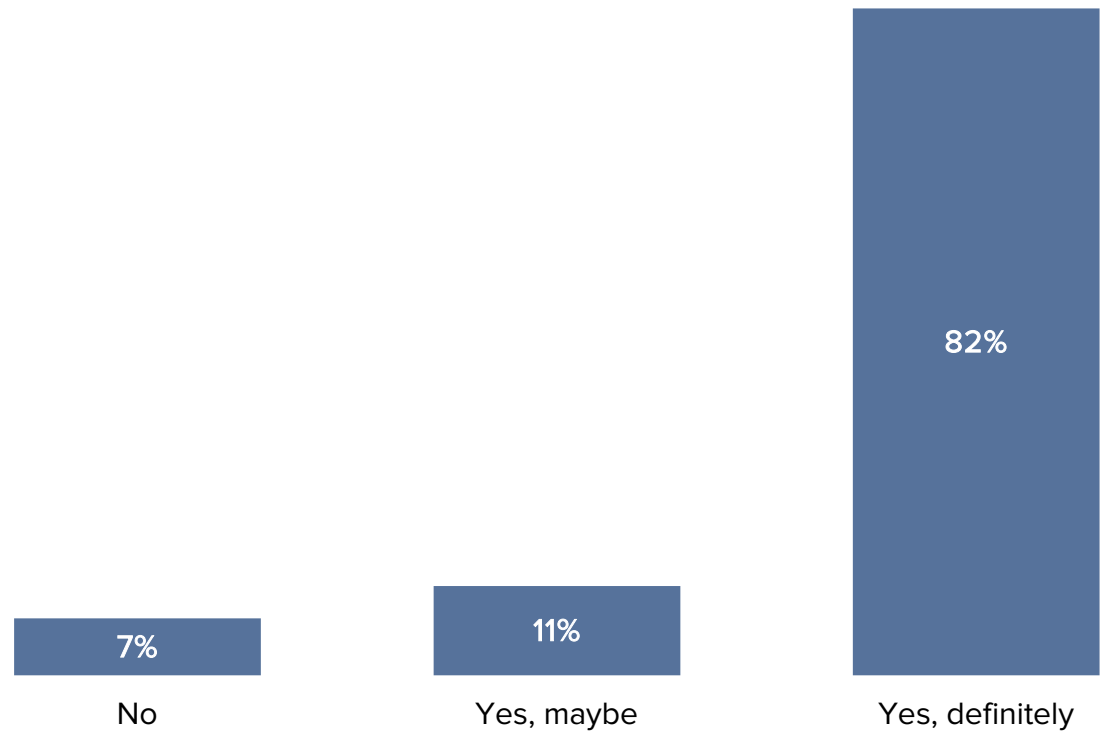
© Modus Research 7

CSIS Awareness

About eight in ten Canadians have heard of CSIS.



Have you ever heard of the Canadian Security and Intelligence Service or CSIS?



Canadian adults (n=1,584)

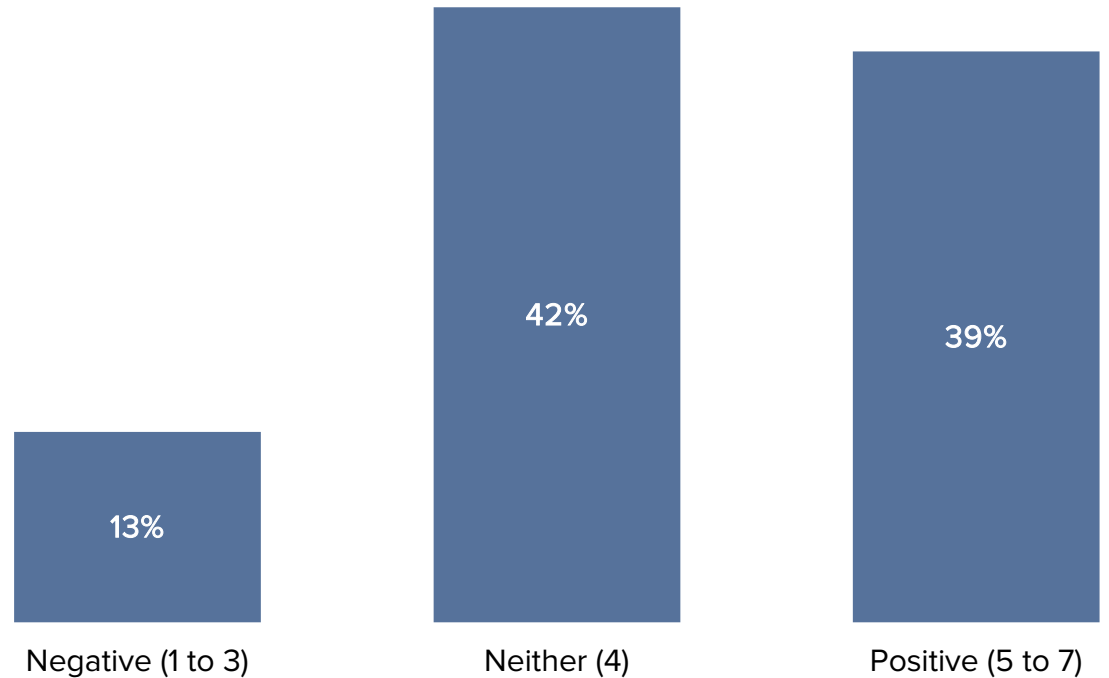
© Modus Research 8

Impression of CSIS

About four in ten Canadians have a positive view of CSIS. A similar amount have neither a positive nor negative view. Only about one in ten have a negative view.



What is your general impression of CSIS?



Canadian adults (n=1,584)

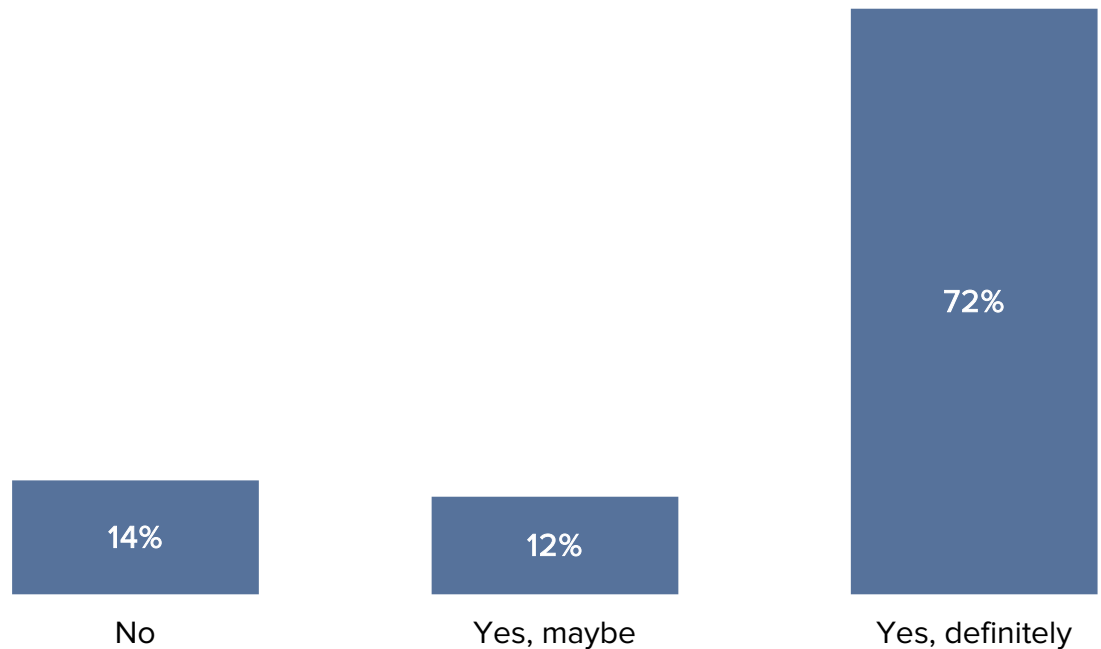
© Modus Research 9

Canadians Awareness of Story on Chinese Government Working with MP

About seven in ten Canadians have seen or heard something in the news about: CSIS finding out that a Liberal MP worked with the Chinese government to influence Canadian federal politics.



Recently, it has been reported in the national media that CSIS identified a Liberal member of parliament as having worked with the Chinese government to influence federal politics. Have you seen or heard anything about this in the news?



Canadian adults (n=1,584)

© Modus Research 10

Concerns Stemming From Story on Chinese government Working with an MP to Influence Elections

The biggest concerns with a significant plurality were:

- That this situation might be the tip of the iceberg with respect to Chinese influence on Canadian elections (46%)
- And that other members of parliament might be working in the interest of the Chinese government (40%)



Thinking about this story, how concerned are you about each of the following?

■ Not Concerned (1 to 2) ■ Moderately Concerned (3 to 5) ■ Very Concerned (6 to 7)

This might be the tip of the iceberg with respect to Chinese government influence on Canadian elections



Other members of parliament may be working in the interest of the Chinese government



CSIS is actively monitoring the communications of a member of parliament



I'm concerned that this story might be fabricated





Real answers from real people